

Annual report for the financial year 2020-07-01 - 2021-06-30

Income statement (SEK)	Note	2020-07-01 - 2021-06-30	2019-07-01 - 2020-06-30
Net sales	2	2 567 193	3 509 572
Operating expenses			
Other external expenses		- 879 516	-4 159 836
Personnel costs		-208 541	-218 439
Other operating revenues		-	-
Other operating expenses		-	-
Total operating expenses		<u>- 1 088 057</u>	<u>-4 378 275</u>
Operating loss/income		1 479 137	-868 703
Result from financial investments			
Interest and similar profit/loss items		-4 196	-142 696
Total profit/loss from financial investments		<u>-4 196</u>	<u>-142 696</u>
Income after financial items		<u>1 474 941</u>	<u>-1 011 399</u>
Net profit for the year		<u><u>1 474 941</u></u>	<u><u>-1 011 399</u></u>

ly

Balance sheet (SEK)	2020-07-01 - 2021-06-30	2019-07-01 - 2020-06-30
Assets		
Current assets		
<u>Current receivables</u>		
Accounts receivable - trade	2 047 527	1 774 334
Other current receivables	20 709	310 433
	<u>2 068 236</u>	<u>2 084 767</u>
<u>Cash and bank balances</u>	<u>8 933 035</u>	<u>6 153 809</u>
Total current assets	<u>11 001 271</u>	<u>8 238 576</u>
Total assets	<u>11 001 271</u>	<u>8 238 576</u>

Equity and liabilities

Equity

Non-restricted equity

Unappropriated profit brought forward	5 523 123	6 534 522
Net profit/loss for the year	<u>1 474 030</u>	<u>- 1 011 399</u>
Total equity	<u>6 997 153</u>	<u>5 523 123</u>

Current liabilities

Accounts payable - trade	5 870	253 246
Other current liabilities	10 161	10 258
Accrued expenses and deferred income	<u>3 988 087</u>	<u>2 451 949</u>
Total current liabilities	<u>4 004 118</u>	<u>2 715 453</u>

Total equity and liabilities

	<u>11 001 271</u>	<u>8 238 576</u>
--	-------------------	------------------

Pledged assets None None

Contingent liabilities None None

Notes

Note 1 Accounting and valuation principles

The Federations annual report has been prepared in accordance with the Annual Accounts Act and the recommendations and provisions of the Financial Accounting Standards Council.

4


Note 2 Net sales and other operating income

	2020-07-01 <u>2021-06-30</u>	2019-07-01 <u>2020-06-30</u>
Included in net sales, revenues from:		
Sanction fees	1 813 315	2 276 537
Advertising and TV	42 500	537 305
Other revenues	<u>711 378</u>	<u>695 730</u>
Total	<u>2 567 193</u>	<u>3 509 572</u>

2022- -



Boris Skrynnik




Per Anders Gustafsson



Arne Anderstedt




Attila Adamfi



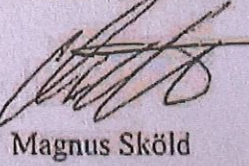
Vadim Grishpun

Zhu Zhiqiang




Leo Segerman

Viktor Zakharov



Magnus Sköld



Bo Nyman



Stein Pedersen

Our Audit Report has been given 2022- -

Juha Nenonen

Per Gunnar Löken